

DEBUNKING THE MYTHS ABOUT HOME PROJECTORS

MYTH 1

A television is just as good as a projector.

There is less strain on your eyes viewing content from a projector screen, as compared to a television screen, due to a gentler light reflection. You also have the flexibility of having a big screen experience of up to 100-inches in the comfort of your home.

TRUTH



MYTH 4

I need a blank wall.

You could easily purchase a pull-down screen or a portable screen that can be kept away when it is not in use.

TRUTH



MYTH 2

Projectors and its maintenance are expensive.

Depending on your needs, you can choose between laser or lamp projectors, and before you know it, you have your money back from saving all those trips to the cinema with our wallet-friendly home projectors! Also, expensive lamp replacements are a thing of the past. With laser projectors' 20,000 maintenance free hours*, you can indulge in 5-hour movie marathons daily for up to 10 years!

TRUTH

Laser Projectors Have

20000

Maintenance Free Hours*

*For selected models only.

MYTH 5

A dark room is needed.

Thanks to our 3LCD technology, projected contents from Epson home projectors remain brilliant even when viewed in well-lit areas, with equal white and colour brightness of up to 4,000 lumens!

TRUTH



MYTH 3

A projection screen is too big for your home?

You can easily adjust the screen size from 60-inches to up to 100-inches*, by shifting your home projectors at a distance of 0.26m to 3m* from the wall.

TRUTH

^For selected models only.

^Throw distance range is an estimate and will vary depending on model.



MYTH 6

Troublesome installation.

Simply turn on the power and be entertained instantly by the inbuilt smart streaming function* of your projector.

TRUTH

*For selected models only.



HOME ENTERTAINMENT PROJECTORS



YOUR IDEAL MULTI-FUNCTIONAL HOME ENTERTAINMENT PROJECTORS.

PT. MANDIRI ARTHA SOLUSI
EMPOWERING BUSINESS FORWARD

Fulfil your desire for a spectacular cinematic experience right at home with Epson.

Complete your home entertainment setup and indulge in your favourite shows with Epson's home entertainment projectors. With 4K resolution*, maintenance-free laser light source*, and gentler light reflection, you can now host movie nights or simply binge-watch your favourite shows with absolute joy and ease.

IT'S IN THE DETAILS.



Exceptional Image Quality

Watch as every scene come alive at stunning true-to-life quality, lit up in vivid colours.

Smart Media Player Function

Explore a world of unlimited entertainment with Android TV™* and Chromecast built-in™* functions.

All-in-One Entertainment

Experience the perfect balance of visual and sound, encapsulated in a compact and stylish design.

* Selected models only. 4K Enhancement Technology shifts each pixel diagonally to double Full HD resolution. Resolution is Full HD in 3D Mode. No maintenance for the laser light source required for up to 20,000 hours. Approximate time until brightness decreases 50% from first usage. Measured by acceleration test assuming use of 0.04-0.20 mg/m3 of particulate matter. Time varies depending on usage conditions and environment. Replacement of parts other than the light source may be required in a shorter period. Google, Google Play, YouTube, Android TV and other marks are trademarks of Google LLC. Google Assistant is not available in certain languages and countries. Availability of services varies by country and language.



High definition Stunning image quality

It is no longer impossible to recreate that cinematic adventure in your own home with Epson's range of home projectors. Enjoy a truly captivating, detail-packed experience right from the comfort of your couch.



Plug-and-play Fuss-free set up

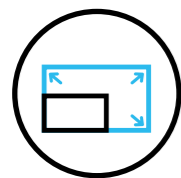

All you need is to plug in the power and your entertainment begins. Home entertainment is made more accessible and fuss-free with Epson's home projectors, which come ready with Android TV™* function.

*Selected models only.




Truly flexible Project wherever you are


Our stylish and compact home entertainment projectors are designed with the aim to blend in with the aesthetics of your room easily. With flexible screen sizes and keystone correction functions, you can now place the projector anywhere in your living room and still enjoy a perfect vivid projection.



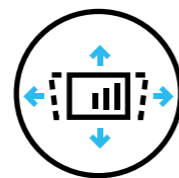
Flexible Screen Size




High Contrast Ratio




Laser Light Source*




Lens Shift*



High Dynamic Range (HDR)*



Inbuilt Smart Streaming Function*



Built-in Speaker*



Horizontal Keystone Adjuster*



Fuss Free set up



Smart Wireless Connectivity*

*Applies to selected models only.



Up close and personal

Bringing the actions closer to you with a bigger viewing screen, you can also stream to your heart's content with Android TV™* now. Indulge in high contrast videos that bring forth a vivid viewing experience – enjoy your favourite shows without compromising on its quality wherever you are.



EH-TW750



EF-100B ATV



EF-100W ATV



EF-11



EF-12

EpiqVision Mini

Lightweight and Portable

As light as 1.2kg¹, you now have the flexibility and convenience to bring the projector around the house, set it up at any corner of your living space, and start watching the latest shows with your family and friends.



Get Connected Virtually

Simply start up your projector and begin video conferencing with no additional fuss. Conduct virtual calls with your friends and family by simply connecting your USB webcams².



*Selected models only.

¹ Weight reference for EpiqVision Mini EF-11. ² For EpiqVision Mini EF-12 only. Check compatible webcam listing on Epson website.

Brilliant and Sharp HDR10-Compatible

Except EH-TW750 and EF-11

Compatible with High Dynamic Range content, revel in crisp, detailed, and realistic images with enhanced details on your Epson Ultra Lifestyle projectors. Now you can enjoy an optimal viewing experience with prime picture quality for all your favorite shows.



With HDR Function

Without HDR Function

Cinematic Sound Experience with Built-in Yamaha Speaker

EpiqVision Mini EF-12 Only

Party as if you are there in person! Immerse in rich audio with the built-in Yamaha speaker, or use it as a standalone bluetooth speaker for your music while you chill.



sound by **YAMAHA**

Get more done with voice control on **androidtv**



Explore a plethora of entertainment possibilities with the Android TV™ and Chromecast built-in™. With the intuitive integrated UI and Voice Control function*, you can now do more with Google Assistant. Simply connect to the Wi-Fi and your favourite content is just a voice command away.

Unlimited entertainment

Start a new drama, binge-watch your favourite movies, or stream the latest hits simply with a voice command.

Wealth of information

Learn more about the shows you are watching. Ask about your favourite movies, actors, or even get the latest scoring status for your favourite teams.

Plan your day

Manage your calendar, flight information, daily commute and more with your smart projector.

Chromecast built-in

*Google, Google Home, Chromecast Built-in, Android TV and other related marks and logos are trademarks of Google LLC. Chromecast is available for iOS or Android devices, Mac or Windows computer or Chromebook. Available for selected model. Voice control is applicable to Android TV only.



Vibrant, Dynamic and High-Performing.

WORLD'S SMALLEST 3LCD LASER PROJECTOR*

EpiqVision Mini EF-100B/W ATV



EF-100BATV

EF-100WATV

POWERED BY
androidtv

EpiqVision | RESOLUTION **WXGA** | SUPPORT BLUETOOTH AUDIO

UP TO **150"** SCREEN SIZE | **2000** LUMENS | VERTICAL & HORIZONTAL KEystone ADJUSTMENT | **5W** MONO SPEAKERS



*Research is done by FutureSource Consulting Limited, for 3LCD laser projectors with brightness of more than 500 lumens (as of 15 May 2019).

VERSATILE HOME ENTERTAINMENT PROJECTOR

EH-TW750



BUILT-IN WIRELESS & SCREEN MIRRORING | RESOLUTION **Full HD 1080p**

UP TO **300"** SCREEN SIZE | **3400** LUMENS | AUTO VERTICAL KEystone ADJUSTMENT | **2W** MONO SPEAKERS



WORLD'S SMALLEST 3LCD LASER PROJECTOR^

EpiqVision Mini EF-11



EpiqVision | RESOLUTION **Full HD 1080p**

UP TO **150"** SCREEN SIZE | **1000** LUMENS | AUTO VERTICAL KEystone ADJUSTMENT | **1.5W** MONO (2-WAY) SPEAKERS



WORLD'S SMALLEST 3LCD LASER PROJECTOR^ WITH ANDROID TV™

EpiqVision Mini EF-12



sound by **YAMAHA** | POWERED BY **androidtv**

EpiqVision | RESOLUTION **Full HD 1080p** | SUPPORT BLUETOOTH AUDIO

UP TO **150"** SCREEN SIZE | **1000** LUMENS | AUTO SCREEN ADJUSTMENT | **5W** STEREO SPEAKERS



*Survey conducted by FutureSource Consulting Limited, for 3LCD laser projectors of more than 500lm in brightness, as of 22nd Oct, 2020. ^Using third party application. ^Support up to 4k/60Hz 4:2:0 8bit.



Aesthetically pleasing no matter where you place it

Take your home viewing experience to the next level with Epson's Android TV™ ready lineup*. Chill and stream endless entertainment contents online using Android TV™ from the comfort of your living room.



EH-TW5825

EH-TW7000

EpiqVision Ultra



EH-LS300B

EH-LS500B ATV

Immersive and Frameless Large Sized Display

Maximize your on-screen entertainment with these feature-packed projectors, providing a frameless capability by breaking image size constraints. Your best alternative for home entertainment, projecting up to a 500-inch* screen size – much larger than what a conventional TV screen can provide.



Complete the Big Screen Experience with ELPSC35 ALR Screen

For EpiqVision Ultra EH-LS300B & EH-LS500B ATV

Bask in a cinematic experience right at home with 4K content on the ELPSC35 ALR Screen. With the ambient light rejecting ability, be prepared to get blown away by the vibrant and realistic images with better contrasts and deeper blacks enhanced for your viewing pleasure.



Well Lighted Environment Dark Room Environment

*Selected models only.

^For EH-TW7000.

Flexible Placement Optimal Placement

These sleek and compact projectors blend in seamlessly anywhere in your living space. Choose a projector that fits your requirement from a wide range of choices.

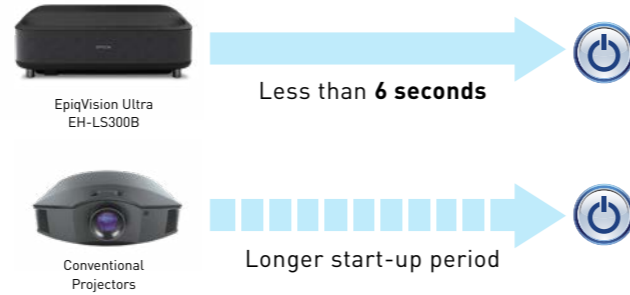


Standard Screen's Throw distance

Plug-and-Play Quick Start-Up

For EH-LS300B and EH-LS500B ATV

You no longer have to wait to boot up your EpiqVision projectors to begin watching your favourite shows. With the shorter start-up time compared to a conventional projector setup, enjoy your favourite shows with a simple click on the remote.



Fine-tune your sound experience with **YAMAHA** speaker

EpiqVision Ultra EH-LS300B Only











Bask in a multi-dimensional true sound with 3D surround, designed with YAMAHA's unique DSP processing technology – AudioEngine™. Striking a careful balance and delivering controlled beams of sound, you can now immerse in spectacularly powerful and supreme sound quality, regardless of whether it is a clear acoustic sound or rich bass music.

Choose the most suitable music mode based on the content you are playing:

- 
STUDIO
For Music
- 
STADIUM
For Sports
- 
CONCERT
For Live Music
- 
KARAOKE
For Singing
- 
TV
For Broadcasting
- 
THEATRE
For Movie

sound by **YAMAHA**

Flexible, Immersive Projection.

SMART FULL-HD HOME THEATRE PROJECTOR	FULL-HD 3D HOME THEATRE PROJECTOR												
<h3 style="margin: 0;">EH-TW5825</h3>  <p style="text-align: right; font-weight: bold; margin-top: 10px;">POWERED BY androidtv</p>	<h3 style="margin: 0;">EH-TW7000</h3> 												
<table style="width: 100%; border: none;"> <tr> <td style="border: none;">HDMI™ V1.4</td> <td style="border: none;">RESOLUTION Full HD 1080p</td> </tr> <tr> <td style="border: none;">UP TO 300" SCREEN SIZE</td> <td style="border: none;">2700 LUMENS</td> </tr> <tr> <td style="border: none;">AUTO VERTICAL KEYSTONE ADJUSTMENT</td> <td style="border: none;">10W MONO SPEAKERS</td> </tr> </table>	HDMI™ V1.4	RESOLUTION Full HD 1080p	UP TO 300" SCREEN SIZE	2700 LUMENS	AUTO VERTICAL KEYSTONE ADJUSTMENT	10W MONO SPEAKERS	<table style="width: 100%; border: none;"> <tr> <td style="border: none;">HDMI™ V2.2</td> <td style="border: none;">RESOLUTION 4K PRO-UHD</td> </tr> <tr> <td style="border: none;">UP TO 500" SCREEN SIZE</td> <td style="border: none;">3000 LUMENS</td> </tr> <tr> <td style="border: none;">VERTICAL & HORIZONTAL KEYSTONE ADJUSTMENT</td> <td style="border: none;">3D</td> </tr> </table>	HDMI™ V2.2	RESOLUTION 4K PRO-UHD	UP TO 500" SCREEN SIZE	3000 LUMENS	VERTICAL & HORIZONTAL KEYSTONE ADJUSTMENT	3D
HDMI™ V1.4	RESOLUTION Full HD 1080p												
UP TO 300" SCREEN SIZE	2700 LUMENS												
AUTO VERTICAL KEYSTONE ADJUSTMENT	10W MONO SPEAKERS												
HDMI™ V2.2	RESOLUTION 4K PRO-UHD												
UP TO 500" SCREEN SIZE	3000 LUMENS												
VERTICAL & HORIZONTAL KEYSTONE ADJUSTMENT	3D												
  	  												

SMART FULL-HD LASER PROJECTION TV	SMART 4K PRO-UHD LASER PROJECTION TV												
<h3 style="margin: 0;">EpiqVision Ultra EH-LS300B</h3>  <p style="text-align: right; font-weight: bold; margin-top: 10px;">POWERED BY androidtv</p>	<h3 style="margin: 0;">EpiqVision Ultra EH-LS500B ATV</h3>  <p style="text-align: right; font-weight: bold; margin-top: 10px;">POWERED BY androidtv</p>												
<table style="width: 100%; border: none;"> <tr> <td style="border: none;">EpiqVision Ultra</td> <td style="border: none;">RESOLUTION Full HD 1080p</td> </tr> <tr> <td style="border: none;">UP TO 120" SCREEN SIZE @ JUST 0.70m</td> <td style="border: none;">3600 LUMENS</td> </tr> <tr> <td style="border: none;">MOTION SENSOR LASER LIGHT SAFETY</td> <td style="border: none;">UP TO 20W SOUND OUTPUT INCL. 1x WOOFER</td> </tr> </table>	EpiqVision Ultra	RESOLUTION Full HD 1080p	UP TO 120" SCREEN SIZE @ JUST 0.70m	3600 LUMENS	MOTION SENSOR LASER LIGHT SAFETY	UP TO 20W SOUND OUTPUT INCL. 1x WOOFER	<table style="width: 100%; border: none;"> <tr> <td style="border: none;">EpiqVision Ultra</td> <td style="border: none;">RESOLUTION 4K PRO-UHD</td> </tr> <tr> <td style="border: none;">UP TO 130" SCREEN SIZE @ JUST 0.58m</td> <td style="border: none;">4000 LUMENS</td> </tr> <tr> <td style="border: none;">VERTICAL & HORIZONTAL KEYSTONE ADJUSTMENT</td> <td style="border: none;">10W x2 STEREO SPEAKERS</td> </tr> </table>	EpiqVision Ultra	RESOLUTION 4K PRO-UHD	UP TO 130" SCREEN SIZE @ JUST 0.58m	4000 LUMENS	VERTICAL & HORIZONTAL KEYSTONE ADJUSTMENT	10W x2 STEREO SPEAKERS
EpiqVision Ultra	RESOLUTION Full HD 1080p												
UP TO 120" SCREEN SIZE @ JUST 0.70m	3600 LUMENS												
MOTION SENSOR LASER LIGHT SAFETY	UP TO 20W SOUND OUTPUT INCL. 1x WOOFER												
EpiqVision Ultra	RESOLUTION 4K PRO-UHD												
UP TO 130" SCREEN SIZE @ JUST 0.58m	4000 LUMENS												
VERTICAL & HORIZONTAL KEYSTONE ADJUSTMENT	10W x2 STEREO SPEAKERS												
   	  												

¹ Support up to 4K/60Hz 4:2:0 8bit.



Inspiring New Viewing Experiences

With ease of installation, wider lens shift, 4K resolution¹, and less light leakage, you can now enjoy your favourite movies in a perfect viewing environment. Experience new breathtaking cinematic viewings that stay faithful to the directors' visions with Epson's Bright Cinema mode, and customise each show according to your preferences thanks to the various picture quality processing functions².



EH-TW9400



EH-LS12000B

Exceptional Realism Stunning 4K Experience*

Make your home the centre stage for all the action with the advance pixel-shifting technology that works in parallel with three individual high-definition LCD chips to produce an exceptionally sharp 4K picture without sacrificing on brightness.



*Achieved by shift-technology.

Breathtaking, Phenomenal Images The Evolution of HDR

Showcasing the finest details even for the most subtle shadow tones. HDR is a key technology emphasized by filmmakers that helps convey the visual intent of a film more faithfully.



HDR10+™ logo is a trademark of HDR10+ Technologies, LLC.™

¹ For EH-LS12000B. ² Scene adaptive gamma, auto contrast enhancement and 4k frame interpolation is only for EH-LS12000B model.

Flexibility in Installation Wide-range Lens Shift

With the wide range powered lens shift and zoom function that only high-end home models provide, it allows extraordinary installation flexibility that can be installed in living rooms as well as dedicated home theatre rooms with no worry for obstructions!



Smooth Fast-Moving 4K Video Frame Interpolation

For EH-LS12000B


With the improved frame interpolation technology, never miss out on any detail whether when watching fast-moving sports or gaming. Get clear image contours and smooth motion for a more holistic dimension of realism and dynamism to your 4K viewing experience.



Ultimate State-Of-The-Art Big Screen Experience


For EH-LS12000B

Bring home the state-of-the-art cinema experience with Epson's premium model - the EH-LS12000B. This laser model delivers phenomenal and uncompromising image quality for an elevated enthralling big screen experience.



New and Improved Laser Diode Package For Unparalleled Colour Realism

Equipped with a unique cutting-edge laser optical engine, the EH-LS12000B delivers incredible contrast and 2,700 lumens of equal white and colour brightness from jet black to rich, vibrant colours with its superb colour reproduction¹.



2-axis shifting 4K Innovation For Clear Precise Images

Using Epson's proprietary shift device technology² and quietness-enhancing technology in the shift device, the high aperture ratio 1080p panel is upscaled to 4K, achieving 8.3mil pixels. Delivering bright and vivid images in every projection, the LS12000B projects with incredible accuracy and precision.



Dedicated 4K Lens Focused At All Times

Made in Japan, this high-quality 4K lens ensures high focus level (even when zoom to maximum of x2.1). The lenses coupled with the new 4K image processing chip which supports HDR10 and HDR10+ allows better colour reproduction and management, for the ultimate unrivalled experience.

Phenomenal Brilliance.

HIGH DYNAMIC 4K PRO-UHD HOME THEATRE PROJECTOR

EH-TW9400



1,200,000:1
Contrast Ratio

RESOLUTION 4K PRO-UHD

UP TO 300"
SCREEN SIZE

2600
LUMENS

POWERED
LENS SHIFT



PREMIUM 4K ULTRA HD HOME THEATRE PROJECTOR

EH-LS12000B



Over 2,500,000:1
Contrast Ratio

RESOLUTION 4K

UP TO 300"
SCREEN SIZE

2700
LUMENS

POWERED
LENS SHIFT



HDR10+™ logo is a trademark of HDR10+ Technologies, LLC.™

The advantage of Laser Projector

For EH-LS12000B

Next generation laser light source offers improved usability and reliability compared to conventional lamp light sources.



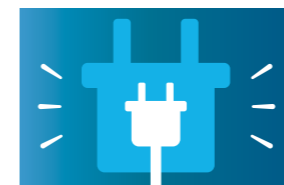
Only 8 seconds to start up from power on¹



Multi-step brightness adjustment



Maintenance-free, no lamp replacement²



Low power consumption is friendly to both household budget and the environment.



Long-life design³



Reduced light leakage concern in theater room environments⁴

¹ Improved compared to previous Epson 3LCD lamp projectors.

² Epson patented unique feedback control technology ensures precise and unmatched shift device movement.

¹ Supports fast-on lighting.

² Use of multiple laser diodes makes light source more reliable than a lamp. Additionally provides a light source life of 20,000 hours.

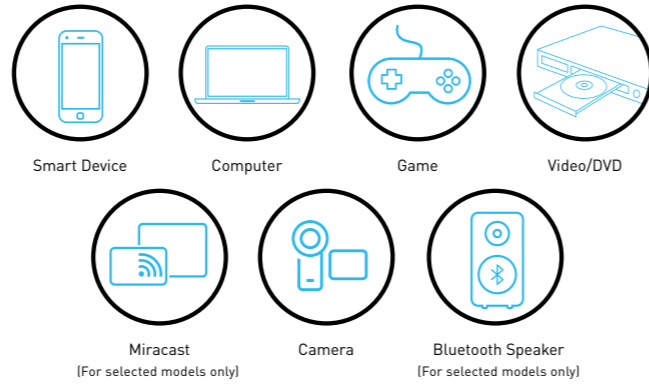
³ Low-temperature light source brings lower impact on peripheral components and increased deterioration resistance.

⁴ Products using laser light sources are designed for better hermetic sealing to minimize light leakage.

OTHER FEATURES

Wide Range of Connectivity

Home entertainment is now made more accessible than ever! Epson's own range of projectors allows integrated support for multiple connection methods including HDMI connection to suit a wide range of entertainment devices.



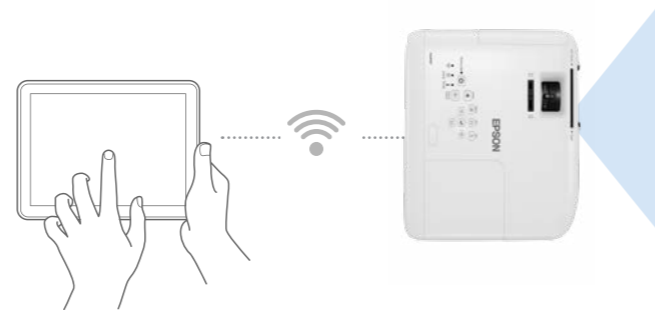
Compact Design for Easy Ventilation

The sleek and compact designs of Epson's home entertainment projectors allow you to easily install them even in the narrowest of spaces. With air intake valves positioned at the front, you will no longer have to worry about ventilation.

Built-in Wireless Projection*

Projecting high-contrast, vivid high-definition images smoothly is made possible with the built-in wireless transmission function in Epson's projectors. Conveniently project and enjoy your favourite shows and movies directly from Android and Apple iOS smart devices and PCs via Wi-Fi or Miracast today.

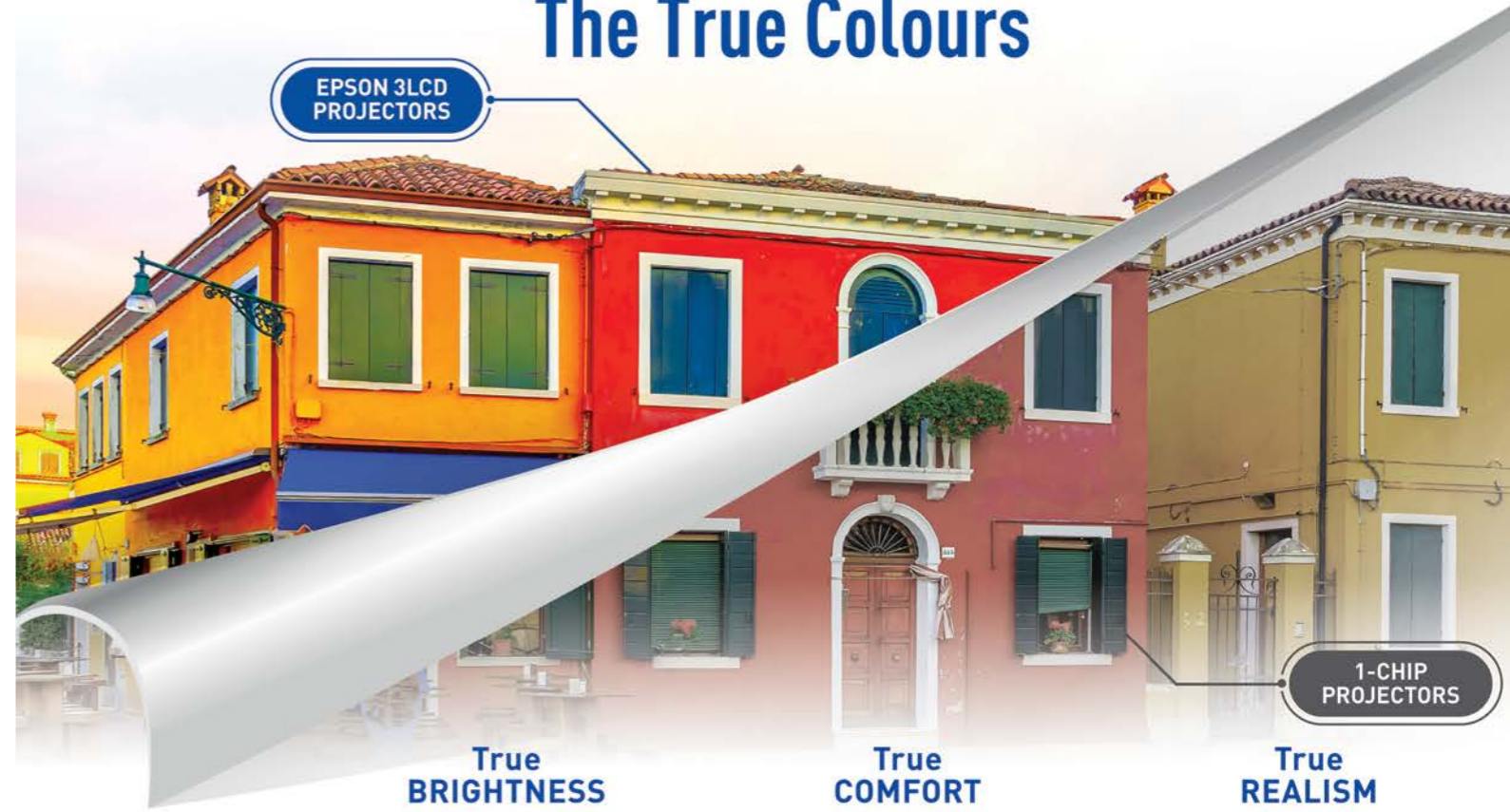
*Selected models. Check the model specification for more information.



TRUE COLOURS
Brighter, vivid projection from Epson

Unveil The True Colours

EPSON
EXCEED YOUR VISION



EPSON 3LCD PROJECTORS

1-CHIP PROJECTORS

True BRIGHTNESS

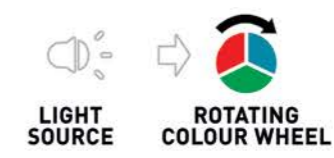
True COMFORT

True REALISM

Up to 3x Brighter Colours

No Rainbow Effect

3x Wider Colour Gamut



EPSON 3LCD PROJECTORS

1-CHIP PROJECTORS



Scan here to find out more



SPECIFICATIONS

MODEL NUMBER	EpqVision Mini EF-100B/W ATV	EH-TW750
Projection Technology	RGB liquid crystal shutter projection system	
Specification of Main Parts		
LCD	Size 0.59" (C ² Fine) Native Resolution 720p (WXGA)	0.61" wide panel (C ² Fine) Full HD (1080p)
Projection Lens	Type No Optical Zoom / Focus (Manual) F-Number 1.58 Focal Length 13.53 mm Zoom Ratio 1 – 1.35 (Digital Zoom) Throw Ratio 1.04 – 1.4 (Wide – Tele)	Optical Zoom (Manual) / Focus (Manual) 1.58 – 1.7 14.06 – 16.82 mm 1 – 1.20 1.02 – 1.23 (Wide – Tele)
Lightsource	Type Laser Diode Life ¹ Normal: 12,000 / Extended: 20,000 hours	Lamp: 210W UHE Normal: 6,000 / Eco: 12,000 hours
Screen Size (Projected Distance)		
Zoom: Wide	30" to 150" [0.65 to 3.41 m]	30" – 300" [0.67 to 6.86 m]
Zoom: Tele	22" to 111" [0.65 to 3.41 m]	30" – 300" [0.81 to 8.28 m]
Standard Size	60" screen 1.34 to 1.81 m	60" screen 1.35 to 1.64 m
Brightness²		
Colour Light Output	2,000 lm	3,400 lm
White Light Output (Normal / Eco)	2,000 lm / 1,000 lm	3,400 lm / 2,200 lm
Contrast Ratio	Over 2,500,000:1	16,000:1
Internal Speaker(s)		
Sound Output	5W Monoaural (with enclosure)	2 W Mono x 1
Geometric Correction		
Keystone	Vertical ±45° Horizontal ±40° Yes	±30° ±30°
Quick Corner	Yes	
Connectivity		
Analog Input	D-Sub 15pin Composite N/A	1 (Blue) RCA x 1 (Yellow) N/A
Digital Input	HDMI 1	2
Audio In	N/A	RCA White x1, Red x1
Audio Out	Stereo Mini Jack x 1	
USB Interface	USB Type A 1 (for 2A Power Supply, Firmware Update and Copy OSD Setting)	1 (for Wireless LAN, Firmware Update, Copy OSD Settings)
	USB Type B 1 (for Firmware Update, Copy OSD Settings)	
Network	Wired LAN N/A Wireless N/A	Built-In
Wireless Specifications (Wireless LAN)		
Supported Speed For Each Mode	N/A	IEEE 802.11b (2.4GHz): 11 Mbps ³ IEEE 802.11g (2.4GHz): 54 Mbps ³ IEEE 802.11n (2.4GHz): 72.2 Mbps ³ IEEE 802.11a (5GHz): 54 Mbps ³ IEEE 802.11n (5GHz): 150 Mbps ³
Supported Connection Mode	N/A	Infrastructure, Access Point
Wireless LAN Security	N/A	Infrastructure: OPEN WPA2/WPA3-PSK, WPA2/WPA3-EAP Supported EAP Type: PEAP, PEAP-TLS, EAP-TLS, EAP-Fast Access Point: OPEN WPA2-PSK(AES)
Adjustment Functions		
Six Axis Colour Adjustment	N/A	N/A
Picture In Picture	N/A	N/A
Aspect Mode	Yes (Auto / 16:9 / Full / Zoom)	Yes (Auto/Normal/Full/Zoom/Native)
Screen Mirroring	N/A	Yes (Built-in)
Frame Interpolation	N/A	
Image Enhancement		
Image Preset Mode	N/A	
MPEG Noise Reduction	Yes	N/A
Super Resolution	N/A	
Detail Enhancement	N/A	Yes
Operating Temperature	5 - 35 °C <41 - 95 °F> (0m / 0ft - 2,286m / 7,500ft) 5 - 30 °C <41 - 86 °F> (over 2,286m / 7,500ft) [20%-80% Humidity, No Condensation]	5 - 40 °C <41 - 104 °F> (0m / 0ft - 2,286m / 7,500ft) 5 - 35 °C <41 - 95 °F> (over 2,286m / 7,500ft) [20%-80% Humidity, No Condensation]
Operating Altitude	0 m to 3,000 m <0 ft to 9,843 ft> (Over 1,500 m / 4,921 ft : with High Altitude mode)	0 m to 3,048 m <0 ft to 10,000 ft> (Over 1,500 m / 4,921 ft : with High Altitude mode)
Direct Power On/Off	Yes / No	Yes / Yes
Start-Up Period	Under 6 seconds / Warm-up period: 30 seconds	
Cool Down Period	Instant Off	
Air Filter		
Maintenance Cycle ⁴	5,000 H	Normal: 6,000 H / Eco: 12,000 H
Power Supply Voltage	100 - 240 V AC ±10%, 50/60 Hz	
Power Consumption (220-240V)		
Lamp On (Normal / Eco)	172W / 115W	327W / 225W
Standby (Network On / Off)	N/A / 0.4W	2.0 W / 0.3 W
Dimension Excluding Feet (D X W X H)	227 x 210 x 88 mm	249 x 302 x 87 mm
Weight	Approx. 2.7kg	Approx. 2.8kg
Fan Noise (Normal / Eco)	29dB / 26dB	37dB / 28dB

¹ Lamp life will vary depending upon mode selected, environmental conditions and usage. Lamp brightness decreases over time.

² Colour brightness (colour light output) and white brightness (white light output) will vary depending on usage conditions. Colour light output measured in accordance with IDMS 15:4; white light output measured in accordance with ISO 21118.

³ These modes and actual data throughputs depend on supported wireless mode of source devices and/or environmental conditions.

⁴ When used in the general office environment (the amount of floating dust: 0.04-0.2 mg/m³). Based on the Epson's in-house test results.

EpqVision Mini EF-100B/W ATV

Supplied Accessories

Power Cable: 1.8m x 1
Remote Control with 2 x AAA Battery
Quick Start Guide

Optional Accessories

Air Filter: ELPAF57
Ceiling Mount (White Colour):
ELPMB60/ELPMB60W
Lighting Track Mount: ELPMB61

EF-100B ATV



EF-100W ATV



EH-TW750

Supplied Accessories

Power Cable: 1.8m x 1
Remote Control with 2 x AA Battery
Quick Start Guide
Soft Carrying Case

Optional Accessories

Spare Lamp: ELPLP97
Air Filter: ELPAF32
Ceiling Mount (White Colour): ELPMB23
Soft Carrying Case: ELPKS69



©2021 Epson Singapore Pte Ltd. All Rights Reserved. Reproduction in part or in whole, without the written permission from Epson, is strictly prohibited.

EPSON and EXCEED YOUR VISION are registered trademarks of Seiko Epson Corporation.

All other product names and other company names used herein are for identification purposes only and are the trademarks or registered trademarks of their respective owners.

Epson disclaims any and all rights in those marks. Projected images shown herein are simulations. The actual product design and contents may vary. Specifications are subject to change without notice and may vary between countries. Please check with local Epson offices for more information.

Apple, iPad and iPhone are trademarks of Apple Inc., registered in the U.S. and other countries. App Store is a service mark of Apple Inc.

Android is a trademark of Google Inc.

Dealer's Stamp

Information correct at time of printing.
Printed December 2021

SPECIFICATIONS

MODEL NUMBER	EpqVision Mini EF-11	EpqVision Mini EF-12
Projection Technology	RGB liquid crystal shutter projection system (3LCD)	
Specifications of Main Parts		
LCD	Size 0.62" Native Resolution Full HD (1080p) Aspect Ratio 16:9	
Projection Lens (Using Optional ELPLM15)	Type Focus (Manual) / No Optical Zoom F-Number 2.0 Focal Length 13.90 mm Zoom Ratio 1 – 1.35 (Digital Zoom) Throw Ratio 1 (Wide to Tele)	Focus (Auto) / No Optical Zoom N/A
Lightsource	Type Laser Diode Life (Normal / Quiet) 20,000 hours	
Screen Size (Projected Distance)		
Zoom: Wide	30" – 150" [0.6 – 3.4 m]	
Zoom: Tele	20" – 114" [0.6 – 3.4 m]	N/A
Standard	60" screen 1.33 m	
Brightness¹		
Colour Light Output	1,000 lm	
White Light Output (Normal / Eco)	1,000 lm / 500 lm	
Contrast Ratio	Over 2,500,000:1	
Internal Speaker(s)		
Sound Output	1.5W 2 Way [Mono]	5W [Stereo] Enclosure
Geometric Correction		
Vertical / Horizontal Keystone	±34° / ±40°	±34° / ±40° (With Real time Auto keystone Correction)
Quick Corner	Yes	N/A
Projection Orientation	360° Free	
Connectivity		
Digital Input	HDMI 1 (HDCP1.4)	2 (HDCP2.3)
Audio Output	Stereo Mini Jack 1 (for headphone)	
USB I/O	Type A 1 (For PC Free, Firmware Update, Copy OSD Settings, 5V/2A power supply)	1 (For USB storage, RJ45, Camera, Mic, HID)
	Type B 1 (for Firmware Update, Copy OSD Settings)	
Wireless Specification (Screen Mirroring)		
Supported Speed For Each Mode	IEEE 802.11g (2.4GHz): 54 Mbps ² , IEEE 802.11n (2.4GHz): 130 Mbps ² , IEEE 802.11a (5GHz): 54 Mbps ² , IEEE 802.11n (5GHz): 270 Mbps ² , IEEE 802.11ac (5GHz): 780 Mbps ²	N/A
Supported Security Type	WPA2-PSK (AES)	N/A
Wireless Specification (Streaming Media Player Function)		
Supported Standard and Frequency	N/A	IEEE 802.11a (5GHz), IEEE 802.11b (2.4GHz), IEEE 802.11g (2.4GHz), IEEE 802.11n (2.4GHz and 5GHz), IEEE 802.11ac (5GHz)
Supported OS	N/A	Android OS
Supported VOD Platform	N/A	Android TV
Video Output Resolution	N/A	Up to 1,920 x 1,080, 60fps, 4:4:4
Operating Temperature	Low Altitude (0 - 2,286 m / 0 - 7,500 ft): 5 - 35 °C <41 - 95 °F> [20% – 80% Humidity, No Condensation] High Altitude (Over 2,286 m / 7,500 ft): 5 - 30 °C <41 - 86 °F> [20% – 80% Humidity, No Condensation]	
Operating Altitude	0 - 3,000 m <0 - 9,843 ft>	
Start-Up Period	Less than 6 seconds. Warm-up period: 30 seconds	
Cool Down Period	Instant Off	
Air Filter	Maintenance Cycle 5,000 hours ³	
Power Supply Voltage	100 - 240 V AC ±10%, 50/60 Hz	
Power Consumption (220 - 240V)		
Laser Diode ON (Normal / Extended)	102W / 73W	
Standby (Network / Energy Saving)	N/A / 0.5 W	2.0 W / 0.5 W
Dimension Excluding Feet (D X W X H)	175 x 175 x 58 mm	175 x 175 x 128 mm
Weight	Approx. 1.2 kg	Approx. 2.1 kg
Fan Noise (Normal / Eco)	27dB / 22dB	

¹ Colour brightness (colour light output) and white brightness (white light output) will vary depending on usage conditions. Colour light output measured in accordance with IDMS 15:4; white light output measured in accordance with ISO 21118.

² Maximum speed and range is achievable when used with same enhanced mode technology. Actual data rates, features and performance may vary depending on your computer system, the environment and other factors.

³ When used in the general office environment (the amount of floating dust: 0.04 - 0.2 mg/m³). Based on the Epson's in-house test results.

Supplied Accessories

Power Cable: 1m x 1
Remote Control with 2 x AAA Battery
Quick Start Guide

Optional Accessories

Mount Plate: ELPMB65
Air Filter: ELPAF61
Streaming Media Dongle: ELPAP12 (EF-11 only)

EF-11



EF-12



©2021 Epson Singapore Pte Ltd. All Rights Reserved. Reproduction in part or in whole, without the written permission from Epson, is strictly prohibited.

EPSON and EXCEED YOUR VISION are registered trademarks of Seiko Epson Corporation.

All other product names and other company names used herein are for identification purposes only and are the trademarks or registered trademarks of their respective owners.

Epson disclaims any and all rights in those marks. Projected images shown herein are simulations. The actual product design and contents may vary. Specifications are subject to change without notice and may vary between countries. Please check with local Epson offices for more information.

Apple, iPad and iPhone are trademarks of Apple Inc., registered in the U.S. and other countries. App Store is a service mark of Apple Inc.

Android is a trademark of Google Inc.

Dealer's Stamp

Information correct at time of printing.
Printed December 2021

SPECIFICATIONS

MODEL NUMBER	EH-TW5825		
Projection Technology	RGB liquid crystal shutter projection system		
Specifications of Main Parts			
LCD	Size	0.61" wide panel (C ² Fine, 10Bit)	
	Native Resolution	Full HD (1080p)	
	Projection Lens	Type	Optical Zoom (Manual) / Focus (Manual)
		F-Number	1.51 – 1.99
		Focal Length	18.2 – 29.2 mm
Zoom Ratio	1 – 1.6		
Throw Ratio	1.33 – 2.16 (Wide – Tele)		
Lightsource	Type	Lamp: 200W UHE	
	Lamp Life ¹	Normal: 4,500 / Eco: 7,500 hours	
Screen Size (Projected Distance)			
Zoom: Wide	30" to 300" [0.87 to 8.9 m]		
Zoom: Tele	30" to 300" [1.42 to 14.5 m]		
Standard Size	80" screen 2.35 to 3.82 m		
Brightness²			
Colour Light Output	2,700 lm		
White Light Output (Normal / Eco)	2,700 lm / 1,780 lm		
Contrast Ratio	70,000:1		
Internal Speaker(s)			
Sound Output	10W Monaural (with enclosure)		
Geometric Correction			
Vertical / Horizontal Keystone	±30° / ±30° (Slide Bar)		
Auto Keystone Correction	Yes (Vertical ±30°, Zoom: Tele)		
Horizontal Slide Keystone Correction	Yes		
Quick Corner	Yes		
Lens Shift Range			
Lens Shift	Vertical: +45% to +60%		
Connectivity			
Digital Input	HDMI	1	
Audio Out		Stereo Mini Jack x 1	
USB Interface	USB Type B	1 (For Firmware Update and Copy OSD Settings)	

Wireless Specifications (Smart Media Player Function)

Wireless LAN		
Wi-Fi Generation	Wi-Fi 5	
Supported Speed For Each Mode	IEEE 802.11a (5GHz) / IEEE 802.11b (2.4GHz) / IEEE 802.11g (2.4GHz) / IEEE 802.11n (2.4GHz and 5GHz) / IEEE 802.11ac (5GHz) ³	

Bluetooth

Version	5.0
Frequency Used	2.4GHz
Supported Codec	SBC
Supported OS	Android OS
Supported VOD Platform	Android TV
Video Output Resolution	Up to 3,840 x 2,160 60fps 4:4:4

Wireless Specifications (Built-in Bluetooth Unit)

Version	Version 3.0
Communication Distance	Approx. 10m
Frequency Used	2.4GHz
Supported Codec	SBC, Qualcomm aptX Audio
Content Protection	SCMS-T

Adjustment Functions

Aspect Mode	Yes (Auto / Normal / Full / Zoom)
-------------	-----------------------------------

Operating Temperature

5 - 35 °C <41 - 95 °F> (0m / 0ft - 2,286m / 7,500ft)
5 - 30 °C <41 - 86 °F> (Over 2,286m / 7,500ft)
(20% - 80% Humidity, No Condensation)

Operating Altitude

0 m to 3,048 m <0 ft to 10,000 ft> (over 1,500 m / 4,921 ft : with High Altitude mode)
--

Direct Power On / Off

Yes / N/A

Start-Up Period

Under 15 seconds
Warm-up period: 30 seconds

Cool Down Period

Under 5 seconds

Power Supply Voltage

100 - 240 V AC ±10%, 50/60 Hz

Power Consumption (220 - 240V)

Lamp On (Normal / Eco)	297W / 227W
Energy Saving	0.3W

Dimension Excluding Feet (D X W X H)

308 x 309 x 107 mm

Weight

Approx. 3.8kg

Fan Noise (Normal / Eco)

36dB / 28dB

¹ Lamp life will vary depending upon mode selected, environmental conditions and usage. Lamp brightness decreases over time.

² Colour brightness (colour light output) and white brightness (white light output) will vary depending on usage conditions. Colour light output measured in accordance with IDMS 15:4; white light output measured in accordance with ISO 21118.

³ These modes and actual data throughputs depend on supported wireless mode of source devices and/or environmental conditions.

Supplied Accessories

Power Cable: 3m x 1
Remote Control with 4 x AAA Battery

Optional Accessories

Spare Lamp: ELPLP97
Air Filter: ELPAF55
Ceiling Mount (White Colour): ELPMB23



©2021 Epson Singapore Pte Ltd. All Rights Reserved. Reproduction in part or in whole, without the written permission from Epson, is strictly prohibited.

EPSON and EXCEED YOUR VISION are registered trademarks of Seiko Epson Corporation.

All other product names and other company names used herein are for identification purposes only and are the trademarks or registered trademarks of their respective owners.

Epson disclaims any and all rights in those marks. Projected images shown herein are simulations. The actual product design and contents may vary. Specifications are subject to change without notice and may vary between countries. Please check with local Epson offices for more information.

Apple, iPad and iPhone are trademarks of Apple Inc., registered in the U.S. and other countries. App Store is a service mark of Apple Inc.

Android is a trademark of Google Inc.

Dealer's Stamp

Information correct at time of printing.
Printed December 2021

SPECIFICATIONS

MODEL NUMBER	EH-TW7000	
Projection Technology	RGB liquid crystal shutter projection system (3LCD)	
Specifications of Main Parts		
LCD	Size	0.61" wide panel (C ² Fine, 10 Bit)
	Native Resolution	Full HD (1080p)
Resolution On-Screen (Maximum)	Resolution	4K ¹
	Pixel Number	4.2M Dots (1920 x 1080 x 2)
	Projection Lens	
Type	Type	Optical Zoom (Manual) / Focus (Manual)
	F-Number	1.49 – 1.77
	Focal Length	18.2 – 29.2 mm
Zoom Ratio	Zoom Ratio	1 – 1.62
	Throw Ratio (Wide – Tele)	1.32 – 2.15
Lightsource	Type	Lamp: 250W UHE
	Lamp Life ²	High: 3,500 / Medium: 4,000 / Eco: 5,000 hours
Screen Size (Projected Distance)		
Zoom: Wide	40" to 500" [1.16 to 14.87 m]	
Zoom: Tele	40" to 500" [1.89 to 24.01 m]	
Standard Size	100" screen 2.95 to 4.77 m	
Brightness³		
Colour Light Output	3,000 lm	
White Light Output (Normal / Eco)	3,000 lm / 2,000 lm	
Contrast Ratio	40,000:1	
Geometric Correction		
Vertical / Horizontal Keystone	±30° / ±30°	
Image Enhancement		
4K Enhancement	Yes (On/Off)	
Picture In Picture	N/A	
Aspect Mode	Yes (Auto / Normal / Full / Zoom)	
Frame Interpolation	Off / Low / Normal / High (2D and 3D Mode)	
Image Preset Mode	Yes	
MPEG Noise Reduction	Yes	
Super Resolution	Yes	
Detail Enhancement	Yes	
3D Features		
3D Display	Yes	
2D – 3D Conversion	N/A	
3D Format	Side by Side / Top and Bottom	
3D Depth	-10 to +10	
Connectivity		
Analog Input	D-Sub 15Pin	N/A
	5BNC	N/A
Digital Input	DVI-D	N/A
	HDMI	2 (HDCP 2.2)
Output Terminal	D-Sub 15Pin	N/A
	Stereo Mini Jack	N/A
Audio Input	Stereo Mini Jack	1
	Others	USB Type A
Control I/O	USB Type Mini-B	1 (Port1: Wireless LAN, Firmware Update, Copy OSD Settings) (Port 2: For Streaming Media Player with 2,000 mA Power Supply)
	RS-232C	1 (For Service, Firmware Update)
Network	Remote Control Input	N/A
	Wired LAN	N/A
	Wireless	Optional (ELPAP10)
Wireless Specification		
Supported Connection Mode	Infrastructure, Access Point	
Supported Speed For Each Mode	IEEE 802.11b (2.4GHz): 11 Mbps ⁴	
	IEEE 802.11g (2.4GHz): 54 Mbps ⁴	
	IEEE 802.11n (2.4GHz): 130.0 Mbps ⁴	
Wireless LAN Security	Quick Mode: WPA2-PSK	
	Advanced Mode: WPA/WPA2-PSK	
Operating Temperature		
5 - 35 °C <41 - 95 °F> (0m / 0ft - 2,286m / 7,500ft)		
5 - 30 °C <41 - 86 °F> (Over 2,286m / 7,500ft)		
(20% - 80% Humidity, No Condensation)		
0 m to 3,048 m <0 ft to 10,000 ft>		
Yes / N/A		
Up to 19 seconds, Warm-up Period: 30 seconds		
Up to 7 seconds		
100 - 240 V AC ±10%, 50/60 Hz		
Power Consumption (220 - 240V)		
Lamp (Normal / Eco)	368W / 280W	
Standby (Network On / Off)	2.0W (Optional Wireless LAN) / 0.5 W	
Dimension Excluding Feet (D X W X H)		
310 x 410 x 157 mm		
Weight (Including Standard Lens)		
Approx. 6.6 kg		
Fan Noise (Normal / Eco)		
35dB / 24dB		

3D Features

3D Display	Yes
2D – 3D Conversion	N/A
3D Format	Side by Side / Top and Bottom
3D Depth	-10 to +10

Connectivity

Analog Input	D-Sub 15Pin	N/A
	5BNC	N/A
Digital Input	DVI-D	N/A
	HDMI	2 (HDCP 2.2)
Output Terminal	D-Sub 15Pin	N/A
	Stereo Mini Jack	N/A
Audio Input	Stereo Mini Jack	1
	Others	USB Type A
Control I/O	USB Type Mini-B	1 (Port1: Wireless LAN, Firmware Update, Copy OSD Settings) (Port 2: For Streaming Media Player with 2,000 mA Power Supply)
	RS-232C	1 (For Service, Firmware Update)
Network	Remote Control Input	N/A
	Wired LAN	N/A
	Wireless	Optional (ELPAP10)

Wireless Specification

Supported Connection Mode	Infrastructure, Access Point
Supported Speed For Each Mode	IEEE 802.11b (2.4GHz): 11 Mbps ⁴
	IEEE 802.11g (2.4GHz): 54 Mbps ⁴
	IEEE 802.11n (2.4GHz): 130.0 Mbps ⁴

Wireless LAN Security	Quick Mode: WPA2-PSK
	Advanced Mode: WPA/WPA2-PSK

5 - 35 °C <41 - 95 °F> (0m / 0ft - 2,286m / 7,500ft)	
5 - 30 °C <41 - 86 °F> (Over 2,286m / 7,500ft)	
(20% - 80% Humidity, No Condensation)	
0 m to 3,048 m <0 ft to 10,000 ft>	

Operating Altitude

Yes / N/A

Start-Up Period

Up to 19 seconds, Warm-up Period: 30 seconds
--

Cool Down Period

Up to 7 seconds

Power Supply Voltage

100 - 240 V AC ±10%, 50/60 Hz

Power Consumption (220 - 240V)

Lamp (Normal / Eco)	368W / 280W
Standby (Network On / Off)	2.0W (Optional Wireless LAN) / 0.5 W

Dimension Excluding Feet (D X W X H)

310 x 410 x 157 mm

Weight (Including Standard Lens)

Approx. 6.6 kg

Fan Noise (Normal / Eco)

35dB / 24dB

¹ Pixel shift technology.

² Lamp life will vary depending upon mode selected, environmental conditions and usage. Lamp brightness decreases over time.

³ Colour brightness (colour light output) and white brightness (white light output) will vary depending on usage conditions. Colour light output measured in accordance with IDMS 15:4; white light output measured in accordance with ISO 21118.

⁴ These modes and actual data throughputs depend on supported wireless mode of source devices and/or environmental conditions.

EH-TW7000

Supplied Accessories

Power Cable: 3m x 1
Remote Control with 2 x AA Battery
User Manual CDROM
Quick Start Guide

Optional Accessories

Spare Lamp: ELPLP85
Air Filter: ELPAF39
Wireless LAN unit: ELPAP10
Ceiling Mount: ELPLMB22
Streaming Media Dongle: ELPAP12



©2021 Epson Singapore Pte Ltd. All Rights Reserved. Reproduction in part or in whole, without the written permission from Epson, is strictly prohibited.

EPSON and EXCEED YOUR VISION are registered trademarks of Seiko Epson Corporation.

All other product names and other company names used herein are for identification purposes only and are the trademarks or registered trademarks of their respective owners.

Epson disclaims any and all rights in those marks. Projected images shown herein are simulations. The actual product design and contents may vary. Specifications are subject to change without notice and may vary between countries. Please check with local Epson offices for more information.

Apple, iPad and iPhone are trademarks of Apple Inc., registered in the U.S. and other countries. App Store is a service mark of Apple Inc.

Android is a trademark of Google Inc.

Dealer's Stamp

Information correct at time of printing.
Printed December 2021

Contact Us.

Head Office.
Ruko Sampoerna Square No.15, Jl. Raya Hankam, Jatiraden, Jatisampurna, Bekasi 17433
Telp. (021) 22813394 - info@mandiriarthasolusi.co.id - www.mandiarthasolusi.co.id

Branch Office.
Ruko Derwati Mas Estate, No. 31, Jl. Derwati Raya, Kel. Derwati, Kec. Rancasari - Bandung 40292
Telp. (022) 87311487

Follow Us.

[f](#) [in](#) [v](#) [Mandiri Artha Solusi](#) [@](#) [mandiriartha](#) [0812 1111 2948](#)

Contact Us.

Head Office.
Ruko Sampoerna Square No.15, Jl. Raya Hankam, Jatiraden, Jatisampurna, Bekasi 17433
Telp. (021) 22813394 - info@mandiriarthasolusi.co.id - www.mandiarthasolusi.co.id

Branch Office.
Ruko Derwati Mas Estate, No. 31, Jl. Derwati Raya, Kel. Derwati, Kec. Rancasari - Bandung 40292
Telp. (022) 87311487

Follow Us.

[f](#) [in](#) [v](#) [Mandiri Artha Solusi](#) [@](#) [mandiriartha](#) [0812 1111 2948](#)

SPECIFICATIONS

MODEL NUMBER	EpiqVision Ultra EH-LS300B	EpiqVision Ultra EH-LS500B ATV
Projection Technology	RGB liquid crystal shutter projection system (3LCD)	
Specifications of Main Parts		
LCD	Size Native Resolution Aspect Ratio	0.61" (C ² Fine) 1080p 16:9
Resolution On-Screen (Maximum)	Resolution Pixel Number	1080p 2M Dots (1920 x 1080)
Projection Lens	Type F-Number Focal Length Zoom Ratio Throw Ratio (Wide – Tele)	No Optical Zoom / Focus (Manual) 1.6 3.7 mm N/A 1 – 1.35 (Digital Zoom) 0.26
Lightsources	Type Life	Laser Diode 20,000 hours (Normal / Quiet)
Screen Size (Projected Distance)	20,000 hours (Normal / Eco)	
Zoom: Wide	61" to 120" [0.349 to 0.703 m]	65" to 130" [0.398 to 0.817 m]
Zoom: Tele	N/A	48" to 96" [0.398 to 0.817 m]
Standard Size	75.9" screen 0.443 m	80" screen 0.495 m
Brightness²		
Colour Light Output	3,600 lm	4,000 lm
White Light Output (Normal / Eco)	3,600 lm / 1,800 lm	4,000 lm / 1,200 lm
Contrast Ratio	Over 2,500,000:1	
Geometric Correction		
Vertical / Horizontal Keystone	N/A / N/A	±3° / ±3°
Internal Speakers		
Sound Output	20W (2.1ch Satellite x2, Woofer x1)	10W x2 (Stereo)
Image Enhancement		
4K Enhancement	N/A	Yes (On/Off)
Aspect Mode	Yes (Auto / Normal / Full / Zoom)	
Frame Interpolation	N/A	Yes (Off / Low / Normal / High [2D and 3D Mode])
Image Preset Mode	N/A	Yes
Noise Reduction	Yes	
Detail Enhancement	Yes	
Super Resolution	N/A	Yes
3D Display	N/A	Yes
Connectivity		
Digital Input	HDMI	2 (SMF, HDMI2=ARC) 3 (HDCP 2.2)
Audio Output		1 (S/PDIF) 1 (Stereo Mini)
Others	USB Type A	Yes (For USB Storage, RJ45, Camera, Mic, HID) 1 (For Saving and Reading via USB Memory, USB Document Camera, Firmware Update and Copy OSD Settings)
Control I/O	USB Type Mini-B RS-232C	1 (For Firmware Update) N/A D-sub 9pin x1
Network	Wired LAN Wireless	N/A RJ45 x 1 Optional (ELPAP10)
Wireless Specification (Optional Wireless LAN and Screen Mirroring)		
Supported Connection Mode	N/A	Infrastructure, Access Point
Supported Speed For Each Mode	N/A	IEEE 802.11b (2.4GHz): 11 Mbps ³ IEEE 802.11g (2.4GHz): 54 Mbps ³ IEEE 802.11n (2.4GHz): 130.0 Mbps ³
Wireless LAN Security	N/A	Quick Mode: OPEN, WPA2-PSK Advanced Mode: OPEN, WPA/WPA2-PSK, WPA/WPA2-EAP Supported EAP type: PEAP, PEAP-TLS, EAP-TLS, EAP-Fast, LEAP
Wireless Specification (Smart Media Player Function)		
Wireless LAN	Wi-Fi 5	N/A
Supported Speed For Each Mode	IEEE 802.11a (5GHz) ³ , IEEE 802.11b (2.4GHz) ³ , IEEE 802.11g (2.4GHz) ³ , IEEE 802.11n (2.4GHz and 5GHz) ³ , IEEE 802.11ac (5GHz) ³	N/A
Bluetooth	Bluetooth 5.0 Class 2 (2.4GHz)	N/A
Supported OS	Android OS	N/A
Supported VOD Platform	Android TV	N/A
Video Output Resolution	Up to 1,920 x 1,080 60fps at 4:4:4	N/A
Operating Temperature	5 - 35 °C <41 - 95 °F> (0m / 0ft - 2,286m / 7,500ft) 5 - 30 °C <41 - 86 °F> (Over 2,286m / 7,500ft) (20% - 80% Humidity, No Condensation)	5 - 35 °C <41 - 95 °F> (0m / 0ft - 2,286m / 7,500ft) 5 - 30 °C <41 - 86 °F> (Over 2,286m / 7,500ft) (20% - 80% Humidity, No Condensation)
Operating Altitude	0 m to 3,048 m <0 ft to 10,000 ft> Over 1,500m / 4,921 ft, with High Altitude mode	
Start-Up Period	Less than 6 seconds	Less than 7 seconds, Quick startup: Less than 9 seconds Warm-up period: 30 seconds
Cool Down Period	Instant Off	
Power Supply Voltage	100 - 240 V AC ±10%, 50/60 Hz	
Power Consumption (220 - 240V)		
Lamp (Normal / Eco)	278W / 179W	366W / 230W
Standby (Network On / Off)	2.0W / 0.5 W	
Dimension Excluding Feet (D X W X H)	400 x 467 x 133 mm	
Weight (Including Standard Lens)	Approx. 7.2 kg	
Fan Noise (Normal / Eco)	37dB / 23dB	

¹ Pixel shift technology.

² Colour brightness (colour light output) and white brightness (white light output) will vary depending on usage conditions. Colour light output measured in accordance with IDMS 15:4; white light output measured in accordance with ISO 21118.

Contact Us.

Head Office.

Ruko Sampoerna Square No.15, Jl. Raya Hankam, Jatiraden, Jatisampurna, Bekasi 17433
Telp. (021) 22813394 - info@mandiriarthasolusi.co.id - www.mandiriarthasolusi.co.id

Branch Office.

Ruko Derwati Mas Estate, No. 31, Jl. Derwati Raya, Kel. Derwati, Kec. Rancasari - Bandung 40292
Telp. (022) 87311487

Follow Us.

[f](#) [in](#) [v](#) [Mandiri Artha Solusi](#) [i](#) [mandiriart](#) [0812 1111 2948](#)

SPECIFICATIONS

MODEL NUMBER	EH-TW9400	EH-LS12000B
Projection Technology	RGB liquid crystal shutter projection system	
Specifications of Main Parts		
LCD	Size Native Resolution	0.74" wide panel with MLA (C ² Fine, 12 bit, OD) 1080p
Resolution On-Screen (Maximum)	Resolution Pixel Number	4K*1 4.2M Dots (1920 x 1080 x 2)
Projection Lens	Type F-Number Focal Length Zoom Ratio Throw Ratio	4K*1 8.3M Dots (1920 x 1080 x 4) Power Zoom, Power Focus 2.0 – 3.0 22.5 – 46.7 mm 1 – 2.1 1.35 – 2.84
Lightsources	Type Life	Lamp: 250W UHE Lamp ² : High: 3,500 / Medium: 4,000 / Eco: 5,000 hours Laser Diode: 198W Laser Life: 20,000 hours (Normal / ECO)
Screen Size (Projected Distance)		
Zoom: Wide	50" to 300" [1.48 to 9.08 m]	
Zoom: Tele	50" to 300" [3.13 to 18.99 m]	
Standard Size	100" screen 3.00 to 6.30 m	
Brightness³		
Colour Light Output	2,600 lm	2,700 lm
White Light Output (Normal / Eco)	2,600 lm / 640 lm	2,700 lm / 1,000 lm
Contrast Ratio	1,200,000:1	
Geometric Correction		
Vertical Keystone	±30 degrees	
Lens Shift Range		
Vertical Lens Shift	±96.3 % (H Center, Powered)	
Horizontal Lens Shift	±47.1 % (V Center, Powered)	
Connectivity		
Analog Input	D-Sub 15Pin	1 (Blue) N/A
Digital Input	HDMI	2 (HDCP 2.2) 2 (1: Firmware Update, Copy OSD Settings, Copy OSD Settings) (Left USB: Opt. HDMI cable with 300mA power supply)
USB Interface	USB Type A	2 (Right USB: Wireless LAN, Firmware Update, Copy OSD Settings) (Left USB: Opt. HDMI cable with 300mA power supply) 1 (For Service and Firmware Update) 1 (For Firmware Update, Copy OSD Settings)
Control I/O	USB Type Mini-B RS-232C Trigger Out (12V)	D-Sub 9pin x 1 3.5mm Mini Jack x 1
Network	Wired LAN Wireless	RJ45 x 1 Optional (ELPAP10) N/A
Wireless Specifications (Wireless LAN)		
Supported Speed For Each Mode	IEEE 802.11b (2.4GHz): 11 Mbps ⁴ IEEE 802.11g (2.4GHz): 54 Mbps ⁴ IEEE 802.11n (2.4GHz): 130 Mbps ⁴	N/A
Supported Connection Mode	Infrastructure, Access Point	N/A
Wireless LAN Security	Quick Mode: OPEN, WPA2-PSK Advanced Mode: OPEN, WPA/WPA2-PSK	N/A
Adjustment Functions		
High Dynamic Range	N/A	Yes (HDR10, HDR10+) ⁵
Aspect Mode	Yes (Auto / Normal / Full / Zoom / Anamorphic Wide / Horiz.Squeeze)	
Frame Interpolation	Yes	
Auto Contrast Enhancement	N/A	Yes
Scene Adaptive Gamma	N/A	Yes
Image Enhancement		
Image Preset Mode	Yes (Off / Preset1 / Preset2 / Preset3 / Preset4 / Preset5)	
MPEG Noise Reduction	Yes	
Super Resolution	Yes (Fine line adjust / Soft focus detail)	
Detail Enhancement	Yes (Range / Strength)	
3D Features		
3D Display	Yes (Auto / 3D / 2D)	N/A
3D Format	Side by Side / Top and Bottom	N/A
3D Depth	-10 to +10	N/A
Operating Temperature	5 - 35 °C <41 - 95 °F> (0m / 0ft - 2,286m / 7,500ft) 5 - 30 °C <41 - 86 °F> (Over 2,286m / 7,500ft) 20% - 80% Humidity, No Condensation	
Operating Altitude	0 m to 3,048 m <0 ft to 10,000 ft> (over 1,500 m / 4,921 ft : with High altitude mode)	
Start-Up Period	Yes / N/A 19 seconds Warm-up period: 30 seconds	Less than 8 seconds Warm-up period: 30 seconds
Cool Down Period	16 seconds Instant Off	
Power Supply Voltage	100 - 240 V AC +/- 10%, 50/60 Hz	
Power Consumption (220 - 240V)		
Lamp/LD On (Normal / Eco)	355W / 271W	302W / 198W
Standby (Network On / Off)	2W / 0.3W	2W / 0.4W
Dimension Excluding Feet (D X W X H)	450 x 520 x 170 mm	
Weight	Approx. 11.2 kg	
Fan Noise (Normal / Eco)	31 dB / 20dB	

¹ Pixel shift technology.

² Lamp life will vary depending upon mode selected, environmental conditions and usage. Lamp brightness decreases over time.

³ Colour brightness (colour light output) and white brightness (white light output) will vary depending on usage conditions. Colour light output measured in accordance with IDMS 15:4; white light output measured in accordance with ISO 21118.

⁴ These modes and actual data throughputs depend on supported wireless mode of source devices and/or environmental conditions.

⁵ Certified Conditions (HDR10+): Projection Size: 80 inch, Color Mode: Natural, HDR10/HDR10+ Setting: 3.

EpiqVision Ultra EH-LS300B

Supplied Accessories

Power Cable: 1.8m x 1
Remote Control with 2 x AAA Battery
Quick Start Guide

Optional Accessories

Air Filter: ELPAF60
100" ALR Screen: ELPSC35



EpiqVision Ultra EH-LS500B ATV

Supplied Accessories

Power Cable: 1.8m x 1
HDMI Extension Cable
USB Power cable
Remote Control with 2 x AAA Battery
Lens Cap
Main Unit Foot

Optional Accessories

Air Filter: ELPAF66
Wireless LAN: ELPAP10
100" ALR Screen: ELPSC35



©2021 Epson Singapore Pte Ltd. All Rights Reserved.
Reproduction in part or in whole, without the written permission from Epson, is strictly prohibited.

EPSON and EXCEED YOUR VISION are registered trademarks of Seiko Epson Corporation.

All other product names and other company names used herein are for identification purposes only and are the trademarks or registered trademarks of their respective owners.

Epson disclaims any and all rights in those marks. Projected images shown herein are simulations. The actual product design and contents may vary. Specifications are subject to change without notice and may vary between countries. Please check with local Epson offices for more information.

Apple, iPad and iPhone are trademarks of Apple Inc., registered in the U.S. and other countries. App Store is a service mark of Apple Inc.

Android is a trademark of Google Inc.

Dealer's Stamp

Information correct at time of printing.
Printed December 2021

EH-TW9400

Supplied Accessories

Power Cable: 3m x 1
Remote Control with 2 x AA Battery
HDMI Cable Clamp: 2

Optional Accessories

Spare Lamp: ELPLP89
Air Filter: ELPAF39
Wireless LAN Unit: ELPAP10
Ceiling Mount: ELPMB22
Cable Cover: ELPC05W, ELPC05B



EH-LS12000B

Supplied Accessories

Power Cable: 3m x 1
Remote Control with 2 x AA Battery
Cable Cover

Optional Accessories

Air Filter: ELPAF62
Ceiling Mount: ELPMB22
Streaming Media Dongle: ELPAP12



©2021 Epson Singapore Pte Ltd. All Rights Reserved.
Reproduction in part or in whole, without the written permission from Epson, is strictly prohibited.

EPSON and EXCEED YOUR VISION are registered trademarks of Seiko Epson Corporation.

All other product names and other company names used herein are for identification purposes only and are the trademarks or registered trademarks of their respective owners.

Epson disclaims any and all rights in those marks. Projected images shown herein are simulations. The actual product design and contents may vary.

Specifications are subject to change without notice and may vary between countries. Please check with local Epson offices for more information.

Apple, iPad and iPhone are trademarks of Apple Inc., registered in the U.S. and other countries. App Store is a service mark of Apple Inc.

Android is a trademark of Google Inc.

Dealer's Stamp

Information correct at time of printing.
Printed December 2021

Contact Us.

Head Office.

Ruko Sampoerna Square No.15, Jl. Raya Hankam, Jatiraden, Jatisampurna, Bekasi 17433
Telp. (021) 22813394 - info@mandiriarthasolusi.co.id - www.mandiriarthasolusi.co.id

Branch Office.

Ruko Derwati Mas Estate, No. 31, Jl. Derwati Raya, Kel. Derwati, Kec. Rancasari - Bandung 40292
Telp. (022) 87311487

Follow Us.

[f](#) [in](#) [v](#) [Mandiri Artha Solusi](#) [i](#) [mandiriart](#) [0812 1111 2948](#)