

DESIGNED FOR BUSINESSES, BUILT FOR RELIABILITY



Epson looks into the details and designs equipment for a seamless workflow, like the innovative WorkForce ES-580W. Paired with the Epson Smart Panel app, users can scan and share documents with their workgroup on their devices, enhancing productivity. The Scan-to function allows users to send scan data to target destination without the use of a PC, whilst the image sensor glass dirt detection reduces re-scanning due to bad image quality, improving workflow.



Speeds of up to 70 ipm



Touchscreen Panel



One-Pass Duplex Scanning



USB 3.2 Gen 1 Bus-powered



Wi-Fi



Epson Smart Panel

Built for Business

Enhance business productivity with a scan speed of up to 70 ipm, daily duty cycle of 4,000 sheets and ADF capacity of 100 sheets.

Efficient Scanning

Access the Scan-to function on the 4.3" touch panel LCD to scan and share to target destinations easily.

Exceptional Reliability

Expect quality scans with the image sensor glass dirt detection and prevent damage to your important documents with the paper protection feature.




The Epson Smart Panel allows users to scan, save and send data conveniently using Bluetooth connection setting from their mobile device. With the Scan-to function, users can also send scan data to target destination without the use of a PC. In addition, the image sensor glass dirt detection is designed to detect, notify and reduce the hassle of re-scanning.

Epson Smart Panel

Users can download the Epson Smart Panel app onto their mobile device to access the ES-580W via the Bluetooth connection setting on their mobile device, allowing them to scan, save and send documents to target destinations easily.



The Scan-to function allows users to access jobs via the 4.3" touch panel LCD easily. Users can scan to network folder, email, SharePoint, cloud or any USB Flash Drive without using any PC.



Scanner Features

Durable, High-speed Scanning

Expect fast, high-volume scanning speeds of up to 35 ppm/70 ipm on the ES-580W. With a 100-sheet Automatic Document Feeder for A4 media and high daily output cycle of up to 4,000 pages, this is a reliable scanner suitable for any business need.

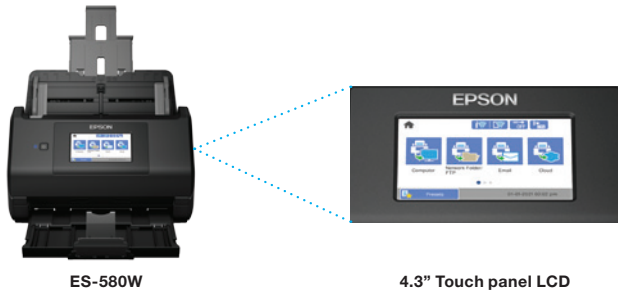
Compact Size

For better mobility and reduced footprint, the ES-580W can be kept in storage position after use.



4.3" Colour LCD

Enjoy seamless workflow with a large 4.3" screen size touch panel LCD. With this clear display of job contents, users can access scan settings at a glance. Now, with the Epson Smart Panel, users can use the scanner via a mobile device, scan to a network folder, email SharePoint, on cloud or to any USB Flash Drive without having to use a PC.



ES-580W

4.3" Touch panel LCD

High Quality Image

Equipped with built-in function to improve colour production, the scanner can remove crease marks, reduce bleed through and even select background colour based on paper type used.

Automatic Size Recognition

Place documents of different sizes up to A4 in the middle of the feeding tray and the ES-580W will automatically detect and scan everything in the correct size, all in a single batch.



Epson ScanSmart

Epson ScanSmart's simplified user interface and features allow users to have a seamless and hassle-free scanning experience.

Perform Simple Document Editing Before Output

Review, rearrange and rotate pages quickly right after scanning before saving the document as a single file.

Automatic Image Processing

Automatically remove blank pages and orientate documents based on the text characters.

Create Searchable PDF Documents

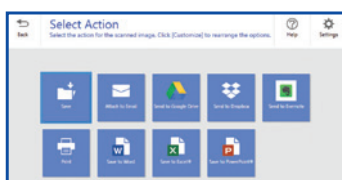
With the built-in OCR capability, create searchable PDF which allows user to easily search for keywords within a document.

Save Files To Editable Formats

Save scanned images into editable formats such as DOCX, XLSX, PPTX*.

Versatile Output Capability

Attach scanned images as email attachments or send them to cloud storage services.



* Save as PPTX not supported for Mac.

User-Friendly Feature

Paper Protection Function

Upon detection of abnormal paper feeding or stapled/folded paper, scanner will automatically stop to prevent damage to important documents.



Competitor

Epson

Image Sensor Glass Dirt Detection

A notification will be sent upon detection of dirt in three areas before scanning. This reduces the risk of re-scanning due to bad image quality, improves the Scan-to workflow and increases business productivity.



Wireless Connectivity

The ES-580W provides scanning convenience via Wi-Fi and Wi-Fi A/P.

Wi-Fi A/P

The ES-580W will act as an access point once this mode is turned on, allowing mobile devices to connect directly to the scanner without the need for a router.

SPECIFICATIONS

Model Number	ES-580W	
Scanner		
Scanner Type	Sheet-fed, one pass duplex colour scanner	
Sensor Type	Colour Contact Image Sensor (CIS)	
Scanning Method	Scanning Head Fixed (Document moving) Type scanning	
Light Source	RGB LED	
Optical Resolution ¹	600 x 600 dpi	
Output Resolution	50 - 1,200 dpi (in 1 dpi increments)	
Bit Depth		
Colour	30-bit input, 24-bit output	
Greyscale	10-bit input, 8-bit output	
Black & White	10-bit input, 1-bit output	
Document Size		
Minimum	50.8 x 50.8 mm	
Maximum	215.9 x 6096 mm	
Supported Paper Weight	27 - 413 g/m ²	
ADF Capacity	100 sheets (80 g/m ²)	
Daily Scan Volume	Up to 4,000 sheets / day	
Interface	USB 3.2 Gen 1, Wi-Fi (802.11 b/g/n), Wi-Fi Direct (max 8 connections)	
Scan-to Destination	Folder, Mail, FTP/SFTP, SharePoint, Cloud (Epson Connect, Evernote, GoogleDrive, Dropbox, Box), USB memory	
Scanning Speed²		
Resolution (A4, Colour/Monochrome)		
300 dpi	35 ppm / 70 ipm	
600 dpi	12 ppm / 24 ipm	
Drivers and Software		
Supported OS (Scanner Driver)		
Windows	Windows 7 / 8 / 8.1 / 10 / Server 2003 / Server 2008 / Server 2012 / Server 2016 / Server 2019	
Mac	Mac OS X 10.6.8 or later	
Driver Compatibility	TWAIN, SANE, WIA, ICA, ISIS	
Software Bundle	Epson Scan 2 (Driver only) Epson ScanSmart Epson Smart Panel Presto! BizCard Kofax PowerPDF	
File Format ³	Standalone: JPEG, PDF, TIFF Epson ScanSmart: JPEG, TIFF, Multi-TIFF, PDF (Searchable PDF, PDF/A), BMP, PNG	
Control Panel		
LCD Screen	4.3" touch panel LCD	
Electrical Specifications		
Rated Voltage	AC 100 - 240 V	
Rated Frequency	50 - 60 Hz	
Power Consumption		
Operating	13W	
Ready Mode	6.7W (USB) / 6.9W (Wi-Fi)	
Sleep Mode	1.0W (USB) / 1.4W (Wi-Fi)	
Power Off	0.1W	
Environmental Conditions		
Temperature		
Operating	5 - 35 °C	
Storage	-25 - 60 °C	
Humidity		
Operating	15 - 80 % (No condensation)	
Storage	15 - 85 % (No condensation)	
Options & Consumables		
	Durability	Order Code
Roller Assembly Kit	200,000 scans	B12B819671
Carrier Sheet	3,000 scans	B12B819501
Cleaning Kit	-	B12B819291

Dimensions & Weight ES-580W



Weight: 3.7kg

*1 Scanning resolution as defined by ISO14473.

*2 Based on A4 documents.

*3 PPTX for Windows version only.

What's in the box:

- Scanner Main unit
- USB Cable
- AC Adapter
- Power Cable
- Software CD
- Setup Guide

© 2021 Epson Singapore Pte Ltd. All Rights Reserved. Reproduction in part or in whole, without the written permission from Epson, is strictly prohibited. EPSON and EXCEED YOUR VISION are registered trademarks of Seiko Epson Corporation. All other products names and other company names used herein are for identification purposes only and are the trademarks or registered trademarks of their respective owners. Epson disclaims any and all rights in those marks. Print samples shown are simulations only. Specifications and product availability are subject to change without notice and may vary between countries. Please check with local Epson offices for more information.

Information correct at time of printing
Printed January 2021

Contact Us.

Head Office.

Ruko Sampoerna Square No.15, Jl. Raya Hankam, Jatiraden, Jatisampurna, Bekasi 17433
Telp. (021) 22813394 - info@mandiriarthasolusi.co.id - www.mandiriarthasolusi.co.id

Branch Office.

Ruko Derwati Mas Estate, No. 31, Jl. Derwati Raya, Kel. Derwati, Kec. Rancasari - Bandung 40292
Telp. (022) 87311487

Follow Us.







 Mandiri Artha Solusi
 

 mandiriartha
 
 0812 1111 2948